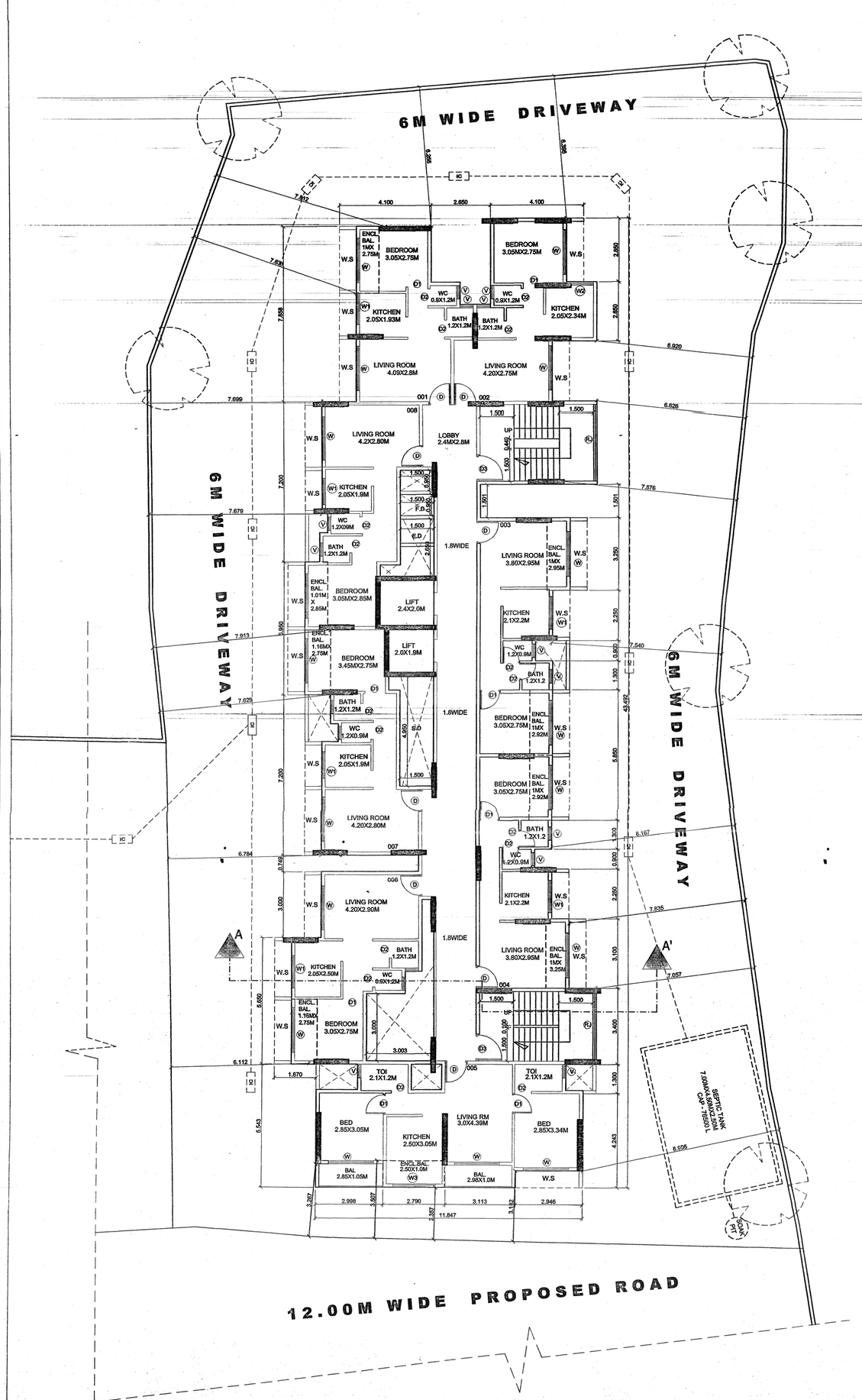

SCALE 1:100

(A-WING) 1ST,2ND,3RD,4TH,5TH,6TH, 7TH, 9TH,10TH,11TH, 13TH FLOOR PLAN

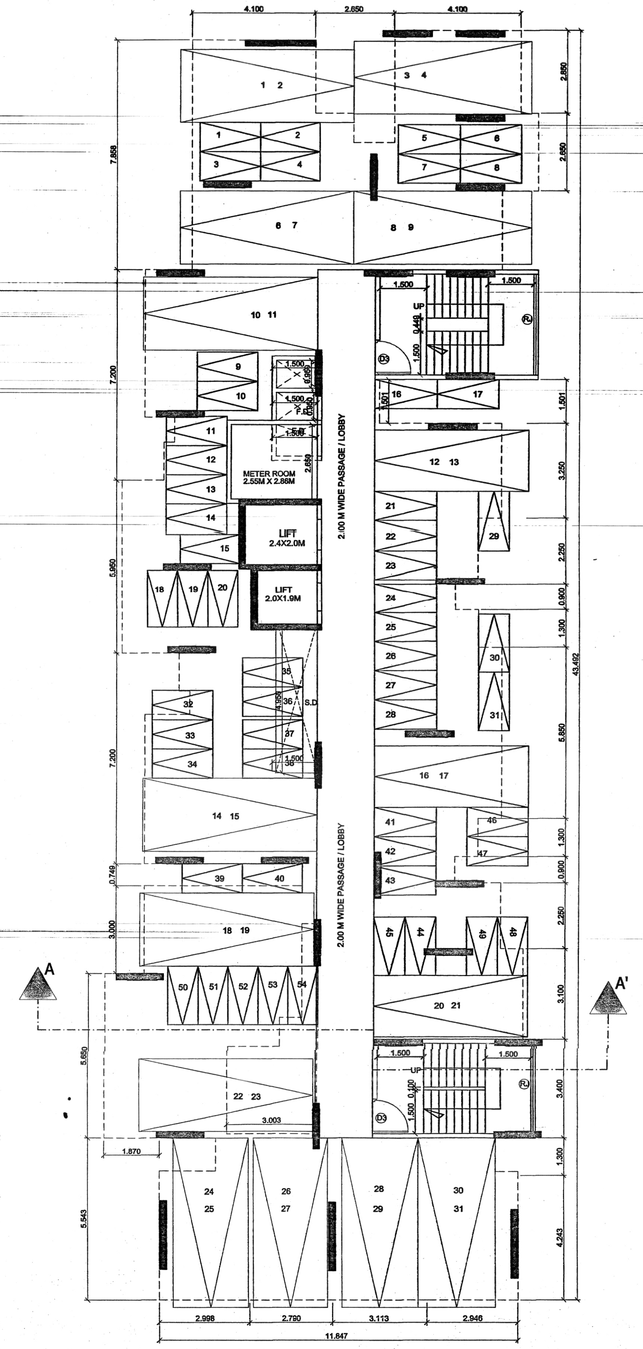

(A-WING) GROUND FLOOR PLAN

SCALE 1:100

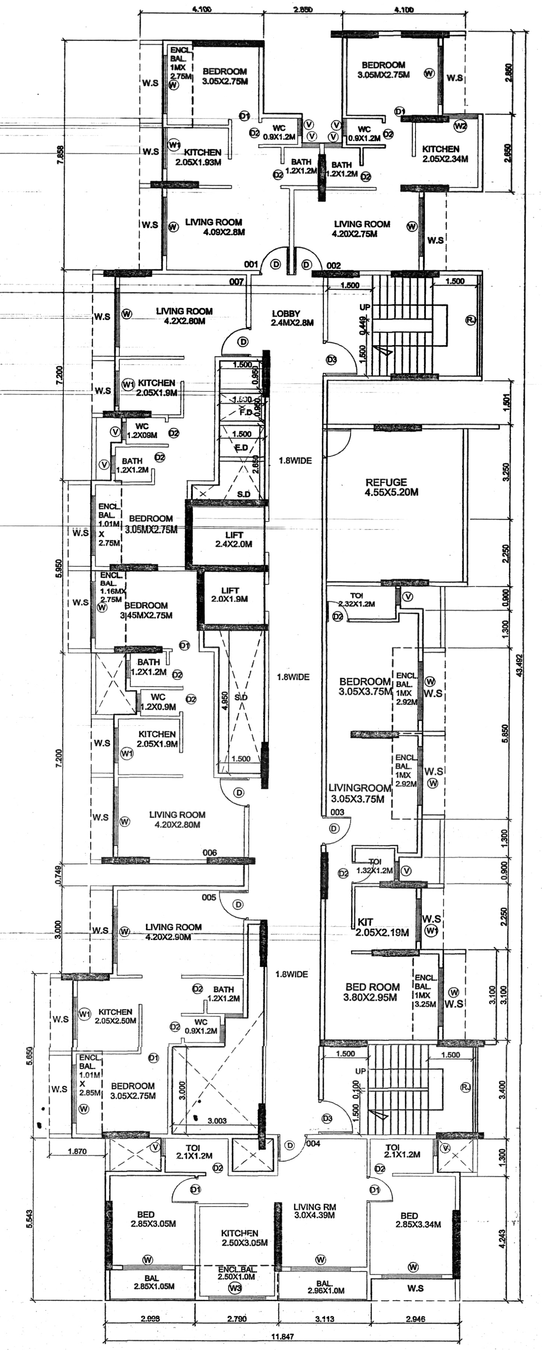

(A-WING) 8TH AND 12TH FLOOR PLAN

SCALE 1:100

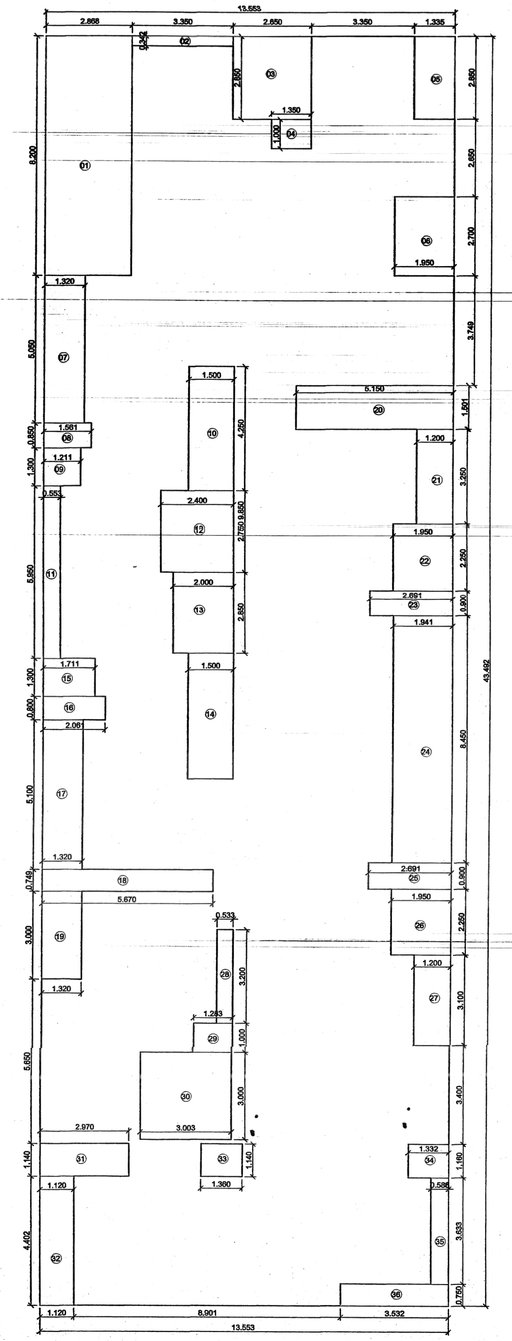

AREA DIAGRAM 1ST,2ND,3RD,4TH,5TH,6TH, 7TH, 9TH,10TH,11TH, 13TH FLOOR PLAN

SCALE 1:100

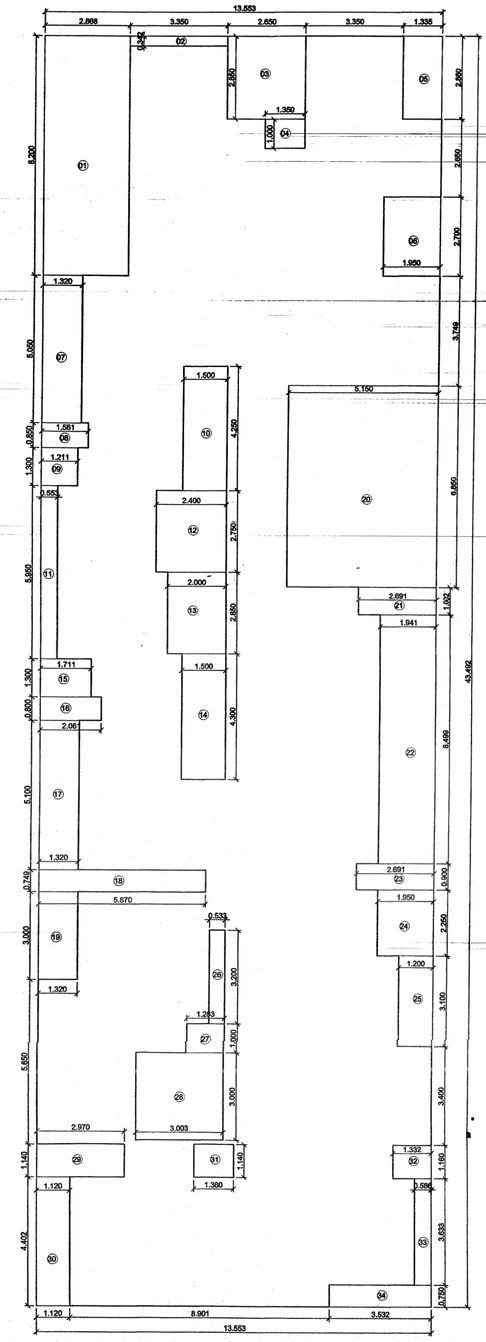

AREA DIAGRAM 8TH AND 12TH FLOOR PLAN

SCALE 1:100

LIGHT AND VENTILATION STATEMENT (A WING)

ROOM	CARPET AREA SQM	L/V REQUIRED 1/10 SQM	L/V PROVIDED	WINDOW
LIVING 1	11.588	1.159	4.200	W
LIVING 2	11.700	1.170	4.200	W
LIVING 3	11.356	1.136	4.200	W
LIVING 4	11.332	1.133	4.200	W
LIVING 5	12.330	1.233	4.200	W
LIVING 6	11.910	1.191	4.200	W
LIVING 7	11.907	1.191	4.200	W
LIVING 8	11.792	1.179	4.200	W
KITCHEN 1	4.014	0.401	3.045	W1
KITCHEN 2	4.900	0.490	1.554	W2
KITCHEN 3	4.489	0.449	3.045	W1
KITCHEN 4	4.509	0.451	3.045	W1
KITCHEN 5	7.632	0.763	2.660	W3
KITCHEN 6	5.125	0.513	3.045	W1
KITCHEN 7	3.878	0.388	3.045	W1
KITCHEN 8	3.895	0.390	3.045	W1
KITCHEN 9	4.502	0.450	3.045	W1
BEDROOM1	8.388	0.839	4.200	W
BEDROOM2	8.259	0.826	4.200	W
BEDROOM3	8.700	0.870	4.200	W
BEDROOM4	9.514	0.951	4.200	W
BEDROOM5	11.684	1.168	4.200	W
BEDROOM6	11.204	1.120	4.200	W
BEDROOM7	9.487	0.949	4.200	W
TOILET	2.475	0.248	0.540	V
TOILET 1	1.571	0.157	0.540	V
TOILET 2	2.774	0.277	0.540	V
BATH	1.440	0.144	0.540	V
WC	1.080	0.108	0.540	V

A WING- CARPET AREA STATEMENT

FLOOR	WING	NO.	TYPE	CARPET AREA (SQ.M.)	LOFT AREA
1ST,2ND,3RD,4TH,5TH,6TH, 7TH, 9TH,10TH,11TH, 13TH FLOOR PLAN	A	101,201, 301, 401, 501, 601, 701,901,1001,1101,1301	FLAT	30.626	
		102,202, 302, 402, 502, 602, 702,902,1002,1102,1302	FLAT	32.028	
		103,203, 303, 403, 503, 603, 703,903,1003,1103,1303	FLAT	33.299	
		104,204, 304, 404, 504, 604, 704,904,1004,1104,1304	FLAT	33.299	
		105,205, 305, 405, 505, 605, 705,905,1005,1105,1305	FLAT	49.643	
		106,206, 306, 406, 506, 606, 706,906,1006,1106,1306	FLAT	33.773	
		107,207, 307, 407, 507, 607, 707,907,1007,1107,1307	FLAT	34.029	
		108,208, 308, 408, 508, 608, 708,908,1008,1108,1308	FLAT	34.040	
8TH AND 12THFLOOR PLAN	A	201, 801	FLAT	30.626	
		202, 802	FLAT	32.028	
		203, 803	FLAT	48.517	
		204, 804	FLAT	49.643	
		205, 805	FLAT	33.773	
		206, 806	FLAT	34.029	
		207, 807	FLAT	34.040	

DOOR AND WINDOW SCHEDULE

TYPE	SIZE			AREA	DESCRIPTION
W	2.000	X	2.100	4.200	ALU. SLIDING WINDOW
W1	1.450	X	2.100	3.045	ALU. SLIDING WINDOW
W2	1.110	X	1.400	1.554	ALU. SLIDING WINDOW
W3	1.900	X	2.100	3.990	ALU. SLIDING WINDOW
V1	0.600	X	0.900	0.540	LOUVERED GLAZED WINDOW
D	1.000	X	2.100	2.100	T.W FRAMED PANNELED DOOR
D1	0.900	X	2.100	1.890	T.W FRAMED PANNELED DOOR
D2	1.200	X	2.100	2.520	T.W FRAMED PANNELED DOOR
D3	0.750	X	2.100	1.575	SINTEX DOOR
RJ	3.100	X	1.200	3.720	R.C.C JALI

AREA CALCULATION - 1ST,2ND,3RD,4TH,5TH,6TH, 7TH, 9TH,10TH,11TH, 13TH FLOOR

DESCRIPTION	LENGTH		WIDTH	NO.	AREA (SQM)
BLOCK	13.553	X	43.492	1	589.447
DEDUCTIONS					
1	2.868	X	8.200	1	23.518
2	3.350	X	0.342	1	1.146
3	2.650	X	2.850	1	7.553
4	1.350	X	1.000	1	1.350
5	1.335	X	2.850	1	3.805
6	1.950	X	2.700	1	5.265
7	1.320	X	5.050	1	6.666
8	1.561	X	0.850	1	1.327
9	1.211	X	1.300	1	1.574
10	1.500	X	4.250	1	6.375
11	0.553	X	5.950	1	3.290
12	2.400	X	2.750	1	6.600
13	2.000	X	2.850	1	5.700
14	1.500	X	4.300	1	6.450
15	1.711	X	1.300	1	2.224
16	2.061	X	0.800	1	1.649
17	1.320	X	5.100	1	6.732
18	5.670	X	0.749	1	4.247
19	1.320	X	3.000	1	3.960
20	5.150	X	1.501	1	7.730
21	1.200	X	3.250	1	3.900
22	1.950	X	2.250	1	4.388
23	2.691	X	0.900	1	2.422
24	1.941	X	8.450	1	16.401
25	2.691	X	0.900	1	2.422
26	1.950	X	2.250	1	4.388
27	1.200	X	3.100	1	3.720
28	0.533	X	3.200	1	1.706
29	1.283	X	1.000	1	1.283
30	3.003	X	3.000	1	9.009
31	2.970	X	1.140	1	3.386
32	1.120	X	4.402	1	4.930
33	1.360	X	1.140	1	1.550
34	1.332	X	1.160	1	1.545
35	0.586	X	3.633	1	2.129
36	3.532	X	0.750	1	2.649
TOTAL					172.987
NET BUA	589.447	-	172.987	=	416.460

AREA CALCULATION - 8TH AND 12THFLOOR PLAN

DESCRIPTION	LENGTH		WIDTH	NO.	AREA (SQM)
BLOCK	13.553	X	43.492	1	589.447
DEDUCTIONS					
1	2.868	X	8.200	1	23.518
2	3.350	X	0.342	1	1.146
3	2.650	X	2.850	1	7.553
4	1.350	X	1.000	1	1.350
5	1.335	X	2.850	1	3.805
6	1.950	X	2.700	1	5.265
7	1.320	X	5.050	1	6.666
8	1.561	X	0.850	1	1.327
9	1.211	X	1.300	1	1.574
10	1.500	X	4.250	1	6.375
11	0.553	X	5.950	1	3.290
12	2.400	X	2.750	1	6.600
13	2.000	X	2.850	1	5.700
14	1.500	X	4.300	1	6.450
15	1.711	X	1.300	1	2.224
16	2.061	X	0.800	1	1.649
17	1.320	X	5.100	1	6.732
18	5.670	X	0.749	1	4.247
19	1.320	X	3.000	1	3.960
20	5.150	X	6.850	1	35.278
21	2.691	X	1.002	1	2.696
22	1.941	X	8.499	1	16.497
23	2.691	X	0.900	1	2.422
24	1.950	X	2.250	1	4.388
25	1.200	X	3.100	1	3.720
26	0.533	X	3.200	1	1.706
27	1.283	X	1.000	1	1.283
28	3.003	X	3.000	1	9.009
29	2.970	X	1.140	1	3.386
30	1.120	X	4.402	1	4.930
31	1.360	X	1.140	1	1.550
32	1.332	X	1.160	1	1.545
33	0.586	X	3.633	1	2.129
34	3.532	X	0.750	1	2.649
TOTAL					192.617
NET BUA	589.447	-	192.617	=	396.830

STAMP OF APPROVAL

2/5

पनवेल महानगरपालिका
कोने-ए- मजकूर, पेण्डर
पेण्डीत ओळ/मु.क्र./म.मु.क्र./सर्व्हे क्र./ह.क्र./प्लॉट क्र./
इ.क्र./ २३ /ब भाग्ये निवासी/बुधवारिय/
व्यावसायिक/पत्रकार/शासकीय बांधकामाचे नकाशाचा या
कार्यालयाचे पा.क्र./मनपा/नरि/बां/२२/२२६६,२०२१-२२
दि.१८.१२.२२ दिनांक ३०/१२/२०२२
पावीत अटी, शर्तीवर सशर्त रहाते नकाशांचा सदर रेखांचे
दुरुस्त केल्यानुसार मंजूर.

भा. आयुक्त यांचे मंजूरी नुसार

सहायक संचालक, नगररचना
पनवेल महानगरपालिका

PANVEL MUNICIPAL CORPORATION
पनवेल महानगरपालिका
पनवेल-रायगड
MAHARASHTRA

N

SHEET CONTENT :-

GROUND FLOOR - PLAN/AREA DIAGRAM/CALCULATION, SECOND TO SEVENTH,NINTH TO ELEVENTH/THIRTEENTH - PLAN/AREA DIAGRAM/CALCULATION,EIGHTH/TWELFTH FLOOR - PLAN/AREA DIAGRAM/CALCULATION,BUA STATEMENT,CARPET AREA STATEMENT,

NAME OF THE OWNER/ P.O.A. HOLDER & SIGNATURE

PARESH J. PATIL (PoAH)

KANTILAL N. PATIL (PoAH)

DESCRIPTION OF PROPOSAL & PROPERTY

PROPOSED RESIDENTIAL COMPLEX ON S. No: 23 /3
VILLAGE : TALOJE MAJKUR, PANVEL.

ARCHITECT NAME & SIGN

ARCHITECT AMIT A. MHATRE

ARCHITECT AMIT MHATRE
REGD. C.O.A. No.: CA/2010/50401

A.A.M. DESIGNS
2-6, SHREE GANAPATI KRUPA APT., SAWARKAR CHOWK, PANVEL, RAIGAD.